

Crypt and Niche Feature Order Form

Holy Rood 516-334-7990 Holy Sepulchre 631-732-3476 Queen of All Saints 631-234-8632

Name on Certificate: _____

Ordered By: Last Name: _____ First Name: _____

Address: _____

City: _____ State: _____ Zip Code: _____

Email: _____

Crypt Location: _____ Telephone: _____

Niche **Side By Side** **Single True Companion / Abbey**

Location Codes: Top Corner Left = TCL Top Corner Right = TCR Above First Name = AFN Below Dates = BD

Item	Feature Number	Feature Name	Location Code	Price	Computer Entry				
1.					Date:				
2.					By:				
3.					Total Price:				
4.					<table border="1" style="display: inline-table; border-collapse: collapse;"> <tr> <td style="width: 20px; text-align: center;">CK</td> <td style="width: 20px; text-align: center;">CA</td> <td style="width: 20px; text-align: center;">CC</td> <td style="width: 20px;"></td> </tr> </table>	CK	CA	CC	
CK	CA	CC							
5.									

Receipt#: _____ Certificate Presented: _____ Initials: _____

Date: _____ Customer Signature: _____

Special Instructions: _____

Name of Deceased: _____

Item	Received Date	Installed Date	Installed By	Recorded	Family Notified
1.					
2.					

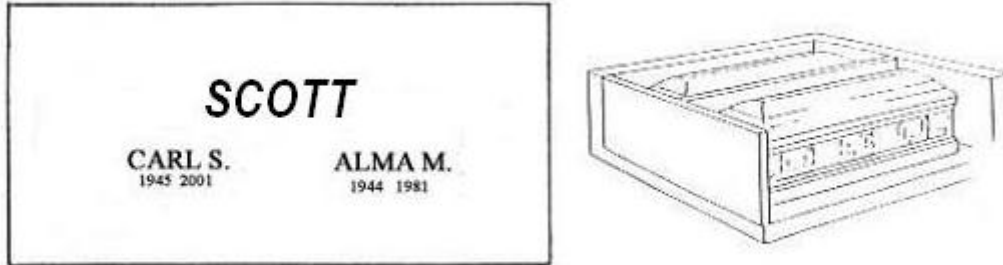
Note: All crypt features are made of cast bronze. Although, cast with only the finest of mineral alloys, slight color can be expected between features. Also, bronze does naturally patina with age, which causes darkening of material. This is natural and expected.

To place an order, present the completed order form, original certificate, and payment to the cemetery office. Make check payable to CATHOLIC CEMETERIES. When the order is placed, feature(s) are generally installed 6 to 8 weeks later. Abbey Crypts require an inspection (measurement) before selection of feature or it's placement.

Catholic Cemeteries – The Diocese of Rockville Centre
Holy Rood Cemetery * Holy Sepulchre Cemetery * Queen of All Saints Cemetery
Crypt and niche Features or Emblems and Prices

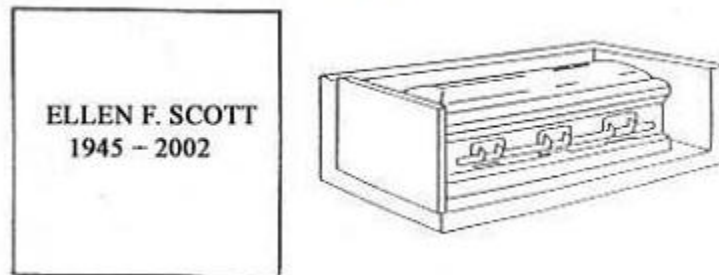
Determining the Crypt Configuration

A Side-by-Side Companion Crypt has the one large crypt cover at the opening.



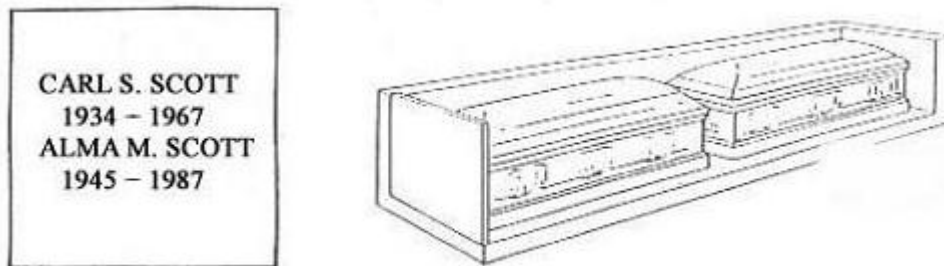
SS = Side by Side Companion Placement Permitted

A single crypt has a cover smaller than the one above with the name centered on cover.



S = Single Crypt Placement Permitted

A True Companion Crypt (or tandem) has a cover that is the same as the one above with two names off center on cover.



S = True Companion Placement Permitted

(N = Cremation Niche Placement Permitted)

To place an order present completed order form, original certificate, and payment to cemetery office. Make check payable to CATHOLIC CEMETERIES. When an order is placed, features are generally installed 6 to 8 weeks later. Abbey Crypts require an inspection (measurement) before selection of feature or its placement.

July 1, 2007